



**VALDOSTA STATE UNIVERSITY
OFFICE OF INSTITUTIONAL RESEARCH
ENROLLMENT UPDATE—Spring 2018**

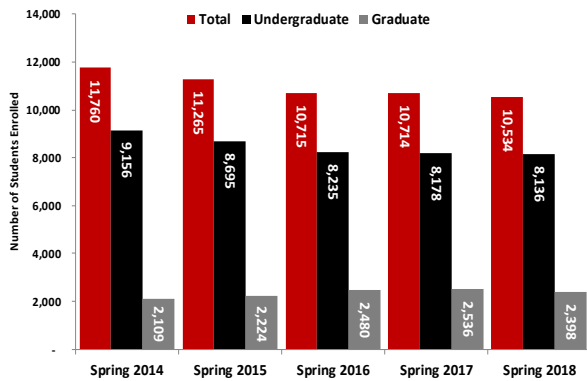
1500 N. Patterson St. Valdosta, GA 31698 • Phone (229) 333-7831
http://www.valdosta.edu/administration/institutional-research



This information has been compiled by the Office of Institutional Research in an effort to provide useful and timely information to the Valdosta State University community. This information will be updated each semester, upon the availability of official data. Please contact the Office of Institutional Research with any questions regarding this.

Spring 2018 Enrollment

Total Enrollment, Spring 2014–Spring 2018

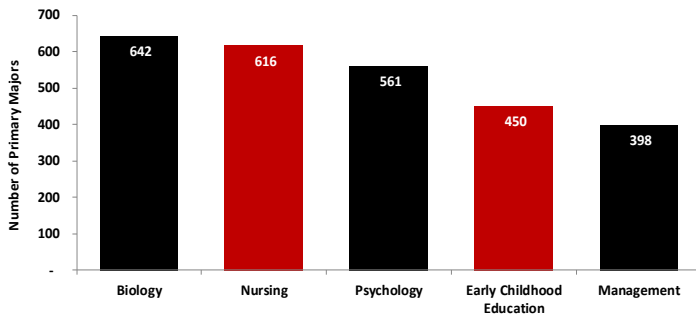


Total Enrollment by Gender and Ethnicity, Spring 2018

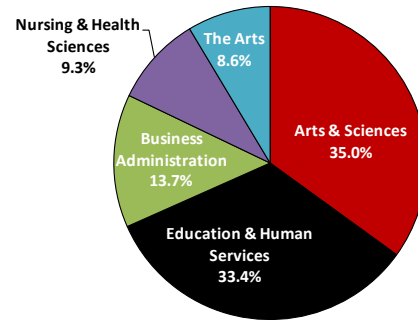
Ethnicity	Female	% of Female	Male	% of Male	Total	% of Total
American Indian/Alaskan Native	15	0.2%	16	0.4%	31	0.3%
Asian	120	1.8%	128	3.5%	248	2.4%
Black	2,391	35.0%	1,267	34.2%	3,658	34.7%
Hawaiian/Pacific Islander	6	0.1%	3	0.1%	9	0.1%
Hispanic	383	5.6%	265	7.2%	648	6.2%
Multiracial	243	3.6%	136	3.7%	379	3.6%
Unknown	36	0.5%	32	0.9%	68	0.6%
White	3,638	53.2%	1,855	50.1%	5,493	52.1%
Total	6,832	100.0%	3,702	100.0%	10,534	100.0%

*Percentages may be off due to rounding.

Total Enrollment by 5 Largest Declared Majors, Spring 2018

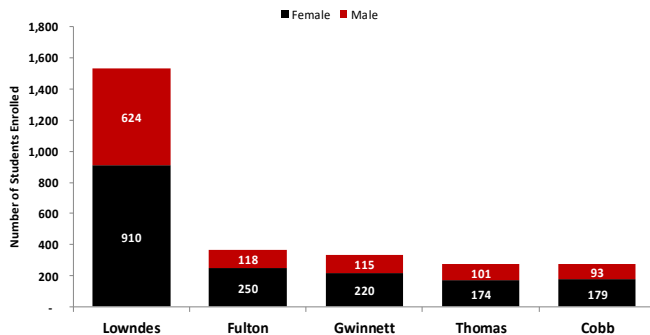


Total Enrollment by College, Spring 2018

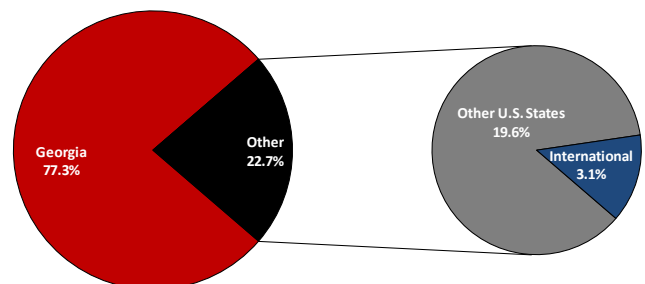


Note: The College of Arts & Sciences includes undecided majors. Pre-business students are included in Business Administration. Pre-nursing students are included in Nursing.

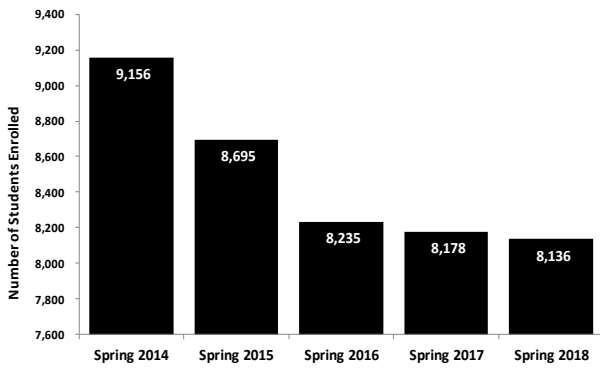
Total Enrollment of Georgia Counties with Highest Enrollment by Gender, Spring 2018



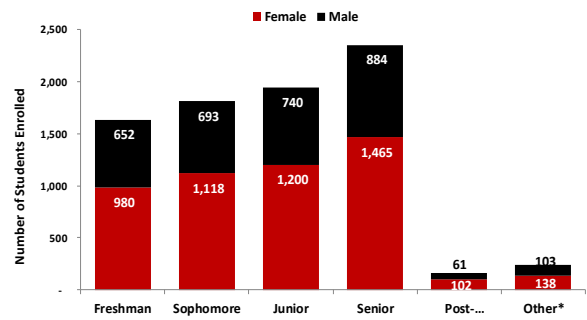
Total Enrollment by Residency, Spring 2018



Undergraduate Enrollment, Spring 2014—Spring 2018

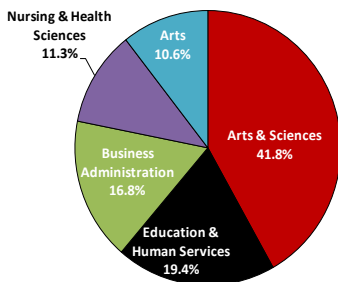


Undergraduate Enrollment by Classification and Gender, Spring 2018



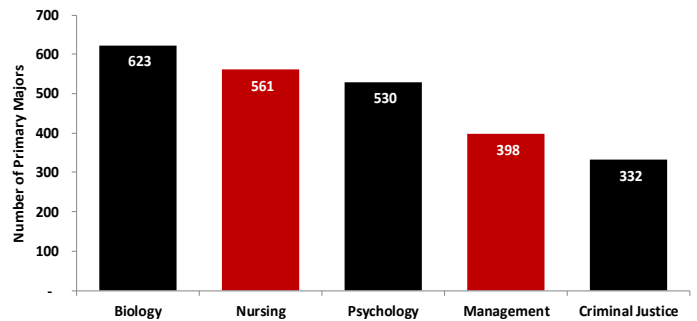
* Includes Joint Enrolled and Transient.

Undergraduate Students by College, Spring 2018

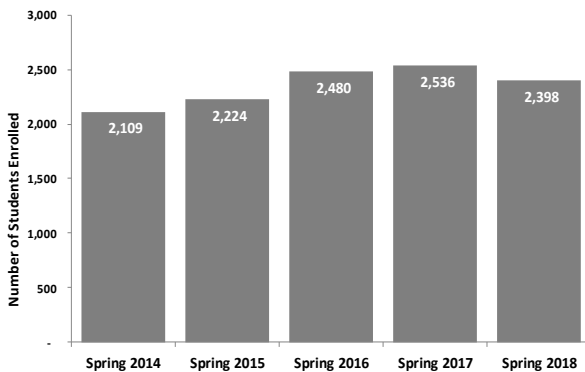


Note: The College of Arts & Sciences includes undecided majors. Pre-business students are included in Business Administration. Pre-nursing students are included in Nursing.

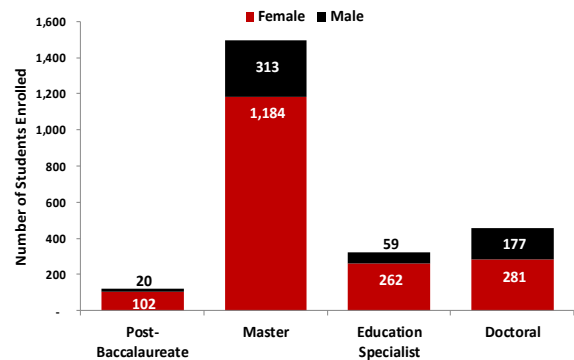
Undergraduate Students by 5 Largest Declared Majors, Spring 2018



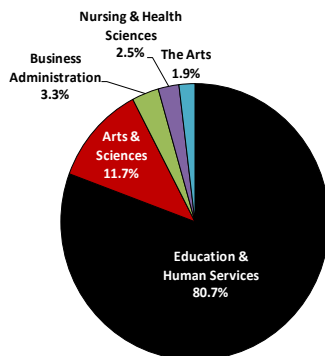
Graduate Enrollment, Spring 2014—Spring 2018



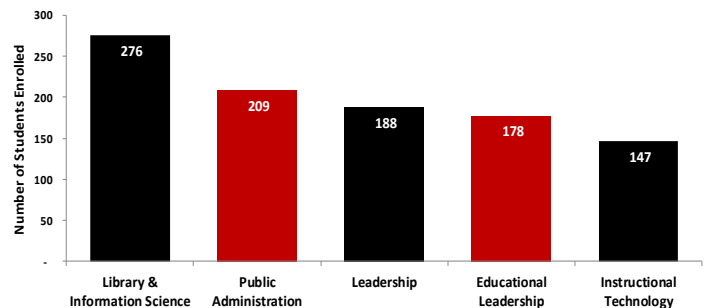
Graduate Enrollment by Classification and Gender, Spring 2018



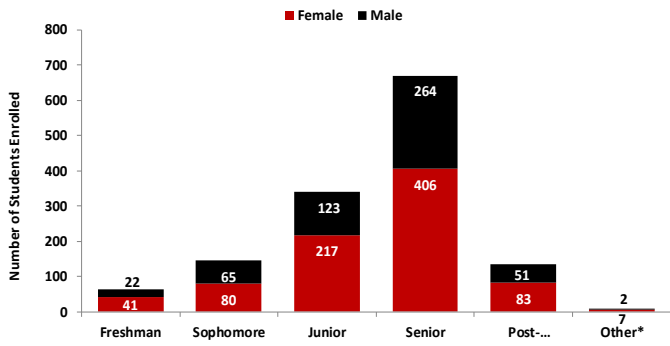
Graduate Enrollment by College, Spring 2018



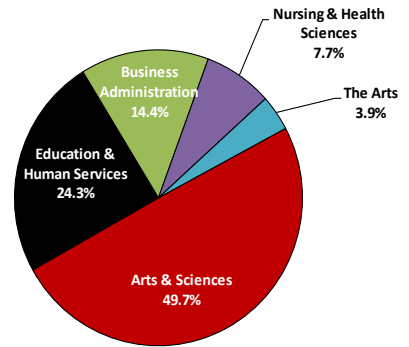
Graduate Students by 5 Largest Declared Majors, Spring 2018



Undergraduate Adult Learners by Classification and Gender, Spring 2018

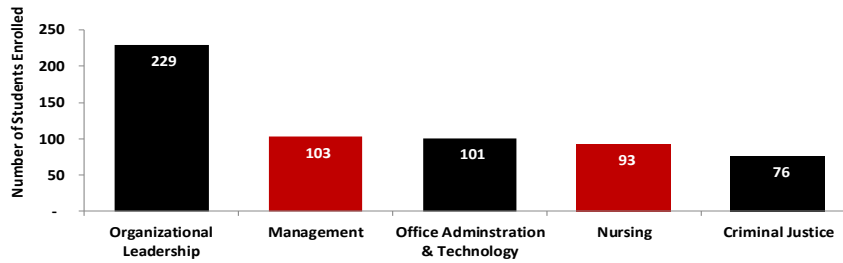


Undergraduate Adult Learners by College, Spring 2018

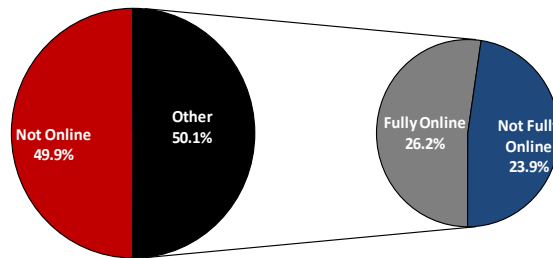


* Includes Joint Enrolled and Transient.

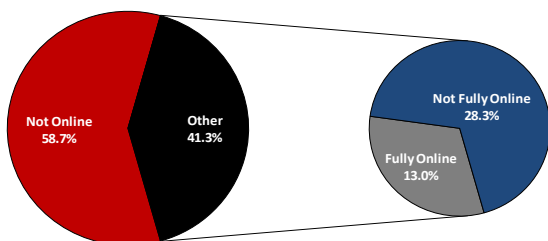
Undergraduate Adult Learners by 5 Largest Declared Majors, Spring 2018



Total Enrollment for Distance Learning, Spring 2018



Undergraduate Enrollment for Distance Learning, Spring 2018



Graduate Enrollment for Distance Learning, Spring 2018

